

POTTER COUNTY TREASURER

2017-2018
FIRST QUARTER
INVESTMENT REPORT



Commissioners' Court
January 22, 2018
Potter County Treasurer
Leann Jennings

County of Potter

STATE OF TEXAS

TREASURER'S OFFICE
900 S. POLK, SUITE 701
AMARILLO, TEXAS 79101-3412



PHONE: (806) 349-4834
FAX: (806) 349-4845
leannjennings@co.potter.tx.us

LEANN JENNINGS
COUNTY TREASURER

JANUARY, 2018

The Honorable Commissioners' Court
Potter County
Amarillo, Texas 79101

The Pubic Funds Investment Act requires that not less than quarterly under Section 2256.023, that the investment officer will prepare and submit to the Commissioners' Court a written report of investment transactions for all funds for the preceding reporting period within a reasonable time after the end of the period. This section also requires that the report reflect the following:

- A) The investment position of Potter County on the date of the report.
- B) A summary statement of each pooled fund group that states the:
 - a. Beginning market value for the reporting period;
 - b. Additions and changes to the market value during the period;
 - c. Ending market value for the period; and
 - d. Fully accrued interest for the period.
- C) State the book value and market value of each separately invested asset at the beginning and end of the reporting by the type of asset and fund type invested.
- D) State the maturity date of each separately invested asset that has a maturity date.
- E) State the account or fund or pooled group fund in the county for which each individual investment was acquired.
- F) And, state the compliance of the investment portfolio of the county as it relates to:
 - a. The investment strategy expressed in the county's investment policy;
 - b. Relevant provisions of this chapter.

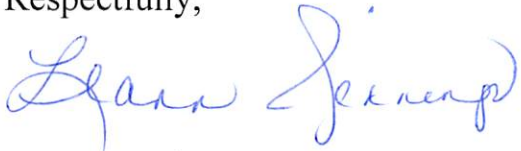
This report will reflect the investment position of Potter County from October 1, 2017 through December 31, 2017.

The investment strategy for all funds for the first quarter of our 2018 fiscal year was that of the investment pool in TexPool, TexPool Prime, Texas Class and Amarillo National Bank.

NOTE:

TexPool and Texas Class investments do not have a stated maturity, funds are available daily. Please see the monthly reports enclosed for ownership and changes in book and market value and their monthly information.

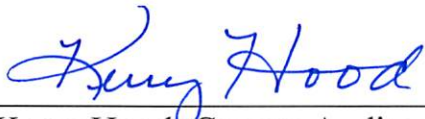
Respectfully,



Leann Jennings
Potter County Treasurer/Investment Officer

Potter County 2018 Investment Committee:

Commissioner H.R. Kelly, Precinct 1



Kerry Hood, County Auditor



Tad Fowler, Assistant County Attorney

POTTER COUNTY DEPOSITORY ACCOUNTS - INTEREST PAID

ACCOUNT:	OCTOBER		NOVEMBER		DECEMBER	
	ENDING BALANCE	INTEREST EARNED	ENDING BALANCE	INTEREST EARNED	ENDING BALANCE	INTEREST EARNED
1) JUVENILE FUND	27,788.87	26.89	27,876.97	27.04	28,206.66	32.11
2) JUVENILE PROBATION STATE FUND	120,355.97	116.53	214,874.16	208.39	249,262.85	283.68
3) JUVENILE IV-E FUND	378,905.34	366.85	326,339.25	316.49	349,392.21	397.62
4) JUVENILE PROBATION	603,374.25	584.18	995,463.21	965.43	1,330,986.83	1,514.72
*5) DISBURSEMENT ACCOUNT	799,083.83	773.67	756,679.78	733.85	800,573.23	911.09
6) INSURANCE ACCOUNT	445,512.83	431.34	532,113.27	516.06	701,704.12	798.57
*7) CO. ATTY HOT CHECK FUND	83,788.03	81.12	84,247.15	81.71	83,812.09	95.38
*8) DIST. ATTY HOT CHECK FUND	123,490.62	119.56	123,180.91	119.46	122,747.02	139.69
9) DIST. ATTY FORFEITURE RELEASE	219,940.24	212.95	215,147.42	208.66	196,366.13	223.47
10) GENERAL OPERATING FUND	16,245,748.81	17,573.29	14,353,200.84	15,314.06	11,703,690.76	13,644.71
11) CO. CLK RECORDS MGMT&PRESERVATION	324,916.51	314.57	322,570.86	312.84	334,124.51	380.26
12) ELECTION FUND	130,277.66	126.12	119,287.91	115.69	148,273.45	168.75
13) VOTER REGISTRATION FUND	59,979.41	58.06	50,197.37	48.68	30,564.24	34.79
14) INTEREST & SINKING ACCOUNT	2,114,531.85	2,047.27	2,184,463.98	2,118.56	2,391,291.88	2,721.39
15) DETENTION CTR. COMMISSARY ACCOUNT	577,812.40	559.43	582,752.23	565.17	541,541.97	616.31
*16) TAX OFC STATE & COUNTY TAXES	589,269.72	570.52	2,074,232.36	2,011.66	3,760,467.29	4,279.67
*17) TAX OFC CREDIT CARD ACCOUNT	214,869.01	208.04	325,267.03	315.45	564,428.64	642.35
*18) TAX OFC HIGHWAY FUNDS	617,135.12	597.49	517,306.04	501.70	519,334.02	591.03
*19) TAX OFC VEH. INVENTORY TAX ESCROW	574,906.48	556.62	638,739.80	619.47	710,665.05	808.78
20) LOCAL LAW ENFORCEMENT BLOCK GRANT	3,540.48	3.43	3,544.02	3.44	3,547.71	4.04
21) TAX OFFICE IRP ACCOUNT	7,793.12	7.54	2,363.29	2.29	3,951.16	4.50
<u>COMMUNITY SUPERVISION & CORRECTIONS DEPARTMENT:</u>						
22) CSCD UNCLAIMED RESTITUTION	0.00	0.00	0.00	0.00	0.00	0.00
23) CSCD JUDICIAL FUND	476,126.32	460.97	384,988.86	373.37	664,319.37	756.03
24) CSCD ACCOUNT	142,102.63	137.57	132,556.48	128.56	130,097.46	148.06
25) CAPITAL PROJECTS 2003	1,286,476.36	1,245.55	1,860,009.22	1,803.90	2,435,882.40	2,772.14
26) SO FEDERAL FORFEITURE	353,645.89	342.39	358,106.76	347.30	188,060.02	214.03
27) DISTRICT CLERK RMPF	252,659.27	244.61	256,828.20	249.08	212,527.10	241.86
28) TAX OFFICE ESCROW	67,577.93	65.43	7,993.82	7.75	21,814.10	24.83
29) DA SEIZURE FUND	119,896.09	116.08	481,635.80	467.11	504,562.96	574.21
30) CA FEDERAL FORFEITURE FUND	436,361.96	422.47	427,574.36	414.68	411,193.05	467.95
31) TAX PAYER ACH	949.77	0.92	617.18	0.60	312,022.61	355.11
32) SHERIFF ADMINISTRATION	2,974,202.11	2,879.58	3,874,546.19	3,757.66	2,976,356.57	3,387.22
33) RETAINAGE FUND	880,549.32	852.53	977,675.21	948.18	962,254.87	1,095.09
TOTAL	31,253,568.20	32,103.57	33,212,379.93	33,604.29	33,394,022.33	38,329.44

* interest fees transferred into Depository Funds at the end of each month
 OCT INT. RATE: 1.15% General Acct.: 1.28%
 NOV. INT. RATE: 1.19% General Acct.: 1.31%
 DEC. INT. RATE: 1.35% General Acct.: 1.37%

DEPOSITORY INTEREST ACCOUNT DESCRIPTIONS

- 1) **Juvenile Fund** - \$5.00 Court Fee, run through Agency
- 2) **Juvenile Probation State Fund** - State grant money received monthly
- 3) **Juvenile IV-E Fund** - Federal grant money, reimbursements of claims submitted
- 4) **Juvenile Probation** - County funding (county contribution), quarterly
- 5) **Disbursement Account** - Wash account for all checks paid through the county, at the end of the month this should equal zero. Interest is transferred to the General Fund

- 6) **Insurance Account** - insurance payroll deductions, Potter-Randall Appraisal District, claim reimbursements

- 7) **County Attorney Hot Check Fund** - Agency Fund accounts for collection fees on "insufficient funds" checks in a capacity of agent for the County Attorney. Interest is transferred to the General Fund

- 8) **District Attorney Hot Check Fund** - Agency Fund accounts for collection fees on "insufficient funds" checks in a capacity of agent for the District Attorney. Interest is transferred to the General Fund

- 9) **District Attorney Forfeiture Release** - Agency Fund accounts for the holding of seized funds from District Court cases prior to the case being closed and the funds released

- 10) **General Operating Fund** - Account for the revenues and expenditures necessary to carry out basic governmental activities. Revenues are recorded by source, i.e., taxes, licenses, fines, fees, etc. Expenditures are recorded first by function and then by department, expenditures are made primarily for current day-to-day operating expenses and operating equipment

- 11) **County Clerk Records Management & Preservation** - accounts for revenues derived from the records management and preservation fees collected by the County Clerk on all recorded documents. The revenues are to be used for specific records preservation and automation projects by and for the County Clerk's Office

- 12) **Election Fund** - accounts for revenues from local political parties. The revenues are to be used to pay only those expenses related to elections

- 13) **Voter Registration Fund** - accounts for the allocation from the State of Texas. The revenues are to be used to pay only those expenses related to voter registration

- 14) **Interest & Sinking Account** - accounts for the accumulation of resources for and the payment of general long-term debt principal and interest

- 15) **Detention Ctr. Commissary Account** - accounts for proceeds from sale of commissary items at detention center

- 16) **Tax Ofc State & County Taxes** - Collection of taxes, court costs, misc. fees, beer & wine, liquor, tax certificates, trustee sale, excess proceeds, escrow taxes, attorney fees. Payment is disbursed to entities either daily or monthly. Interest is transferred to the General Fund

- 17) **Tax Ofc Credit Card Account** - Highway Department and Tax side of credit card collections. Holding account for Tax acct # 772968 and Highway acct # 772976. Collect: Tax and 3% surcharge. Disburse funds to each account after verification with bank statement. Interest is transferred to General Account

- 18) **Tax Ofc Highway Funds** - (New account opened 6/04) Collection of motor vehicles fees, i.e., registration, title fees, sales tax, county Road & Bridge fees, state Road & Bridge fees, Road & Bridge retainage, etc., collected for the state. Interest is transferred to General Account

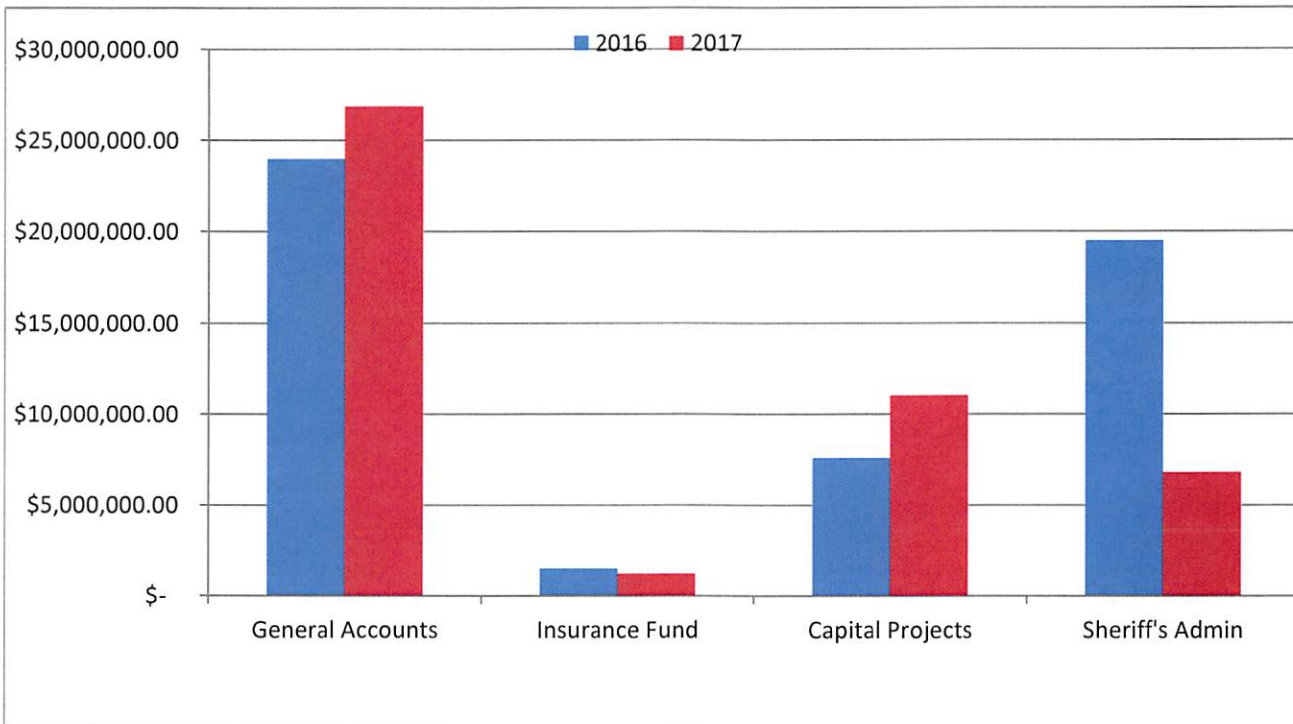
- 19) **Tax Ofc Veh Inventory Tax Escrow** - State fees collected through dealerships for Inventory Tax, monies collected is deposited to TexPool monthly. Interest remains in account and transferred to TexPool annually
- 20) **Local Law Enforcement Block Grant** - accounts for the grant monies received from the Bureau of Justice Assistance. These monies are to be used to underwrite projects to reduce crime and improve public safety
- 21) **Tax Ofc IRP Account** holding account for monies collected from the Texas Department of Transportation from other state registration offices for proportioned tax on semi-tractors to be disbursed as payments are received from State Comptroller's office
- 22) **CSCD Unclaimed Restitution** - accounts for monies unable to reimburse through the CSCD Account, held for 90 days and submitted to State Comptroller. Interest is transferred to the Judicial Account
- 23) **CSCD Judicial Fund** - accounts for monies received from probation fees and state funding. CSCD disbursement account. Interest remains in this account
- 24) **CSCD Account** - wash account for all court costs, fines and restitutions. Interest from account is transferred to the Judicial Account
- 25) **Capital Projects 2003 Fund** - accounts for the proceeds from certificates of obligation issued for constructing, renovating and improving county owned buildings, the purchase of land and right-of-way for authorized needs and purposes, and professional services relating to such projects
- 26) **SO Federal Forfeiture Fund** - accounts for Federal assets seized with a percentage given to the county, governed by the Department of Treasury
- 27) **District Clerk Records Management & Preservation Fund** - accounts for revenues derived from the records management and preservation fees collected by the District Clerk on all recorded documents
- 28) **Tax Office Property Tax Escrow** - prepayment of future taxes
- 29) **District Attorney Seizure Funds** - accounts for the holding of seized funds from cases prior to the case being closed and funds released
- 30) **CA Federal Forfeiture Fund** - seized funds that have been released to the County Attorney through a judgement in Court. Proceeds are to be used solely for the official purposes of that office after a budget for the expenditure of the proceeds has been submitted to the commissioners' court
- 31) **Potter County Tax Payer ACH Fund** - tax payers' wire transfer payments
- 32) **Sheriff's Office Administration** - accounts for county funds and the proceeds from certificates of obligation issued during construction and professional services relating to such project
- 33) **Retainage Fund** - Monies held until job completed.



Potter County
 TexPool Investment Accounts
 for FIRST Quarter 2017-2018



INVESTMENT COMPARISON OF DEC. 31, 2016 TO DEC. 31, 2017			
Texas Local Government Investment Pool TexPool		Balance as of Dec. 31, 2016	Balance as of Dec. 31, 2017
TexPool, TexPool Prime, Texas Class, Amarillo National Bank	General Accounts	\$ 23,975,889.20	\$ 26,892,382.39
TexPool, ANB, Texas Class	Insurance Fund	\$ 1,510,900.39	\$ 1,262,644.98
Texas Class, ANB, TexPool	Capital Projects	\$ 7,604,612.27	\$ 11,061,272.21
Texas Class, ANB	Sheriff's Admin	\$ 19,492,232.55	\$ 6,822,324.90



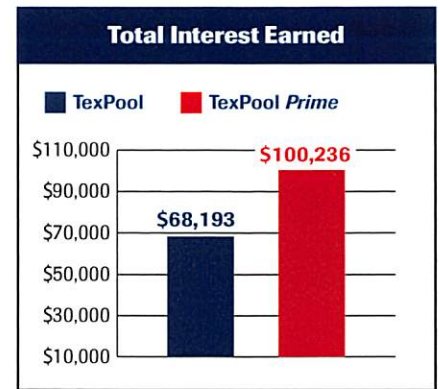


TexPool vs. TexPool Prime

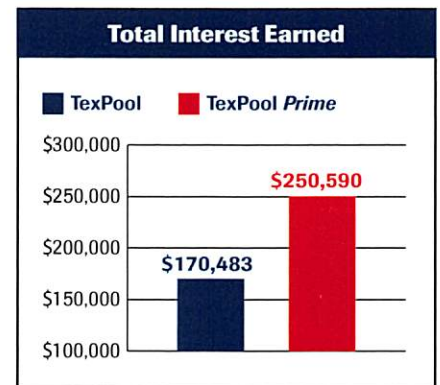
Why the difference in yields?

In the tables below, you can see where investments of \$10,000,000, \$25,000,000 and \$50,000,000 would be on September 30, 2017 if invested on October 1, 2016 in both TexPool and TexPool Prime, assuming the reinvestment of all earnings.

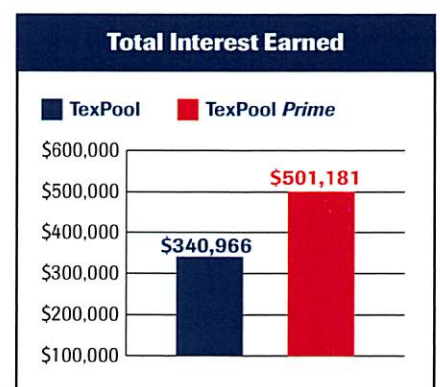
Date	TexPool	Average Monthly Rate (%)	TexPool Prime	Average Monthly Rate (%)
10/1/2016	\$10,000,000	0.38	\$10,000,000	0.72
11/30/2016	\$10,006,529	0.40	\$10,012,227	0.74
1/31/2017	\$10,014,991	0.54	\$10,026,807	0.90
3/31/2017	\$10,024,007	0.62	\$10,041,853	0.97
5/31/2017	\$10,037,042	0.77	\$10,059,936	1.07
7/31/2017	\$10,052,103	0.97	\$10,079,059	1.21
9/30/2017	\$10,068,193	1.02	\$10,100,236	1.26



Date	TexPool	Average Monthly Rate (%)	TexPool Prime	Average Monthly Rate (%)
10/1/2016	\$25,000,000	0.38	\$25,000,000	0.72
11/30/2016	\$25,016,323	0.40	\$25,030,567	0.74
1/31/2017	\$25,037,478	0.54	\$25,067,017	0.90
3/31/2017	\$25,060,017	0.62	\$25,104,632	0.97
5/31/2017	\$25,092,606	0.77	\$25,149,840	1.07
7/31/2017	\$25,130,259	0.97	\$25,197,648	1.21
9/30/2017	\$25,170,483	1.02	\$25,250,590	1.26



Date	TexPool	Average Monthly Rate (%)	TexPool Prime	Average Monthly Rate (%)
10/1/2016	\$50,000,000	0.38	\$50,000,000	0.72
11/30/2016	\$50,032,645	0.40	\$50,061,134	0.74
1/31/2017	\$50,074,957	0.54	\$50,134,034	0.90
3/31/2017	\$50,120,034	0.62	\$50,209,263	0.97
5/31/2017	\$50,185,211	0.77	\$50,299,681	1.07
7/31/2017	\$50,260,517	0.97	\$50,395,295	1.21
9/30/2017	\$50,340,966	1.02	\$50,501,181	1.26



7 Day Net Yield as of 9/30/17	TexPool 1.02%	TexPool Prime 1.27%
--------------------------------------	----------------------	----------------------------

Performance quoted represents past performance which is no guarantee of future results. Investment return will vary. The value of an investment, when redeemed, may be worth more or less than the original cost. Current performance may be lower or higher than what is stated.

Both TexPool and TexPool Prime are managed conservatively and seek to provide a safe, efficient and liquid investment, but unlike TexPool which invests only in U.S. Government securities, TexPool Prime may invest in commercial paper and certificates of deposit, which have historically offered higher yield than government securities in exchange for greater credit risk.

An investment in the Pools is not insured or guaranteed by any government or government agency. Although the manager of the Pools seeks to preserve principal, it is possible to lose money by depositing money in the Pools.

For more complete information, see the investment policy and information statement available on this website. You should consider the investment's objectives, risks, charges, and expenses carefully before investing. Information about these and other important subjects is in the investment policy and information statement which you should read carefully before investing.

Federated Investment Counseling

TexPool Participant Services
1001 Texas Avenue, Suite 1400 · Houston, TX 77002
Phone: 1-866-TEXPOOL (839-7665) · Fax: 1-866-839-3291 · TexPool.com

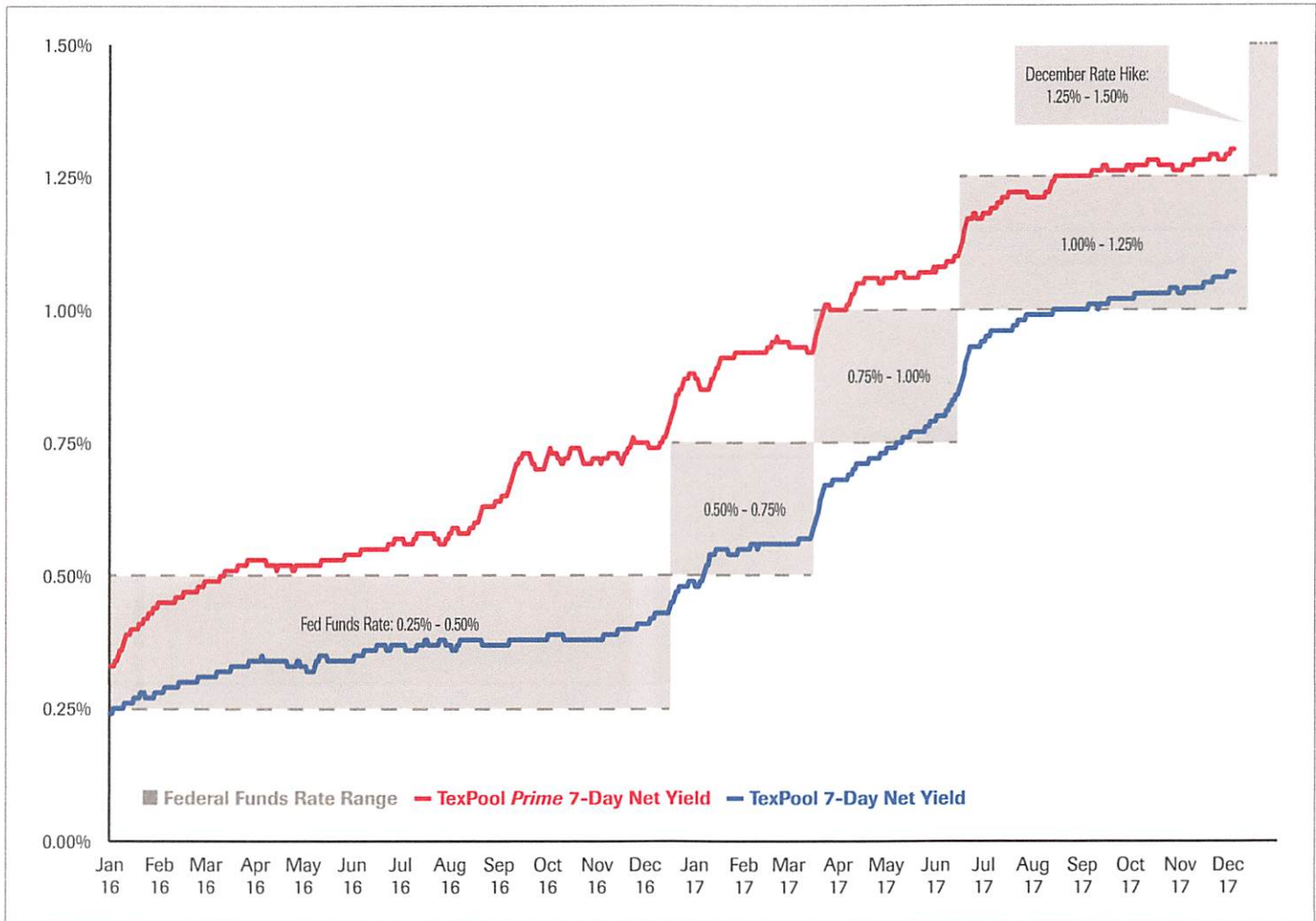
Managed and
Serviced by **Federated.**
G35884-64 (10/17)



A Chance to Capitalize on the Rate Increase

The announcement today that the Federal Reserve increased the target range of the fed funds rate by 0.25% could spark another rise in yields for TexPool and TexPool Prime.

TexPool & TexPool Prime Portfolio Yields vs. Fed Funds Rate



Sources: Federated Investors, Bloomberg; Chart end date is 12/4/17 7-day net yield as of 12/4/17 is 1.30% for TexPool Prime and 1.07% for TexPool. Past performance is no guarantee of future results.

As rates rise, Portfolio Managers seek to invest in securities with the highest yields possible consistent with stability of principal and daily liquidity. As shown above, portfolio yields for both TexPool and TexPool Prime have risen in response to recent Fed hikes, enhancing participants' working capital.

For more information on how you can seek to take advantage of a rising-rate environment, please visit our website at www.texpool.com.

An investment in the Pool is not insured or guaranteed by any government or government agency. Although the manager of the Pool seeks to preserve principal, it is possible to lose money by depositing money in the Pool.

TexPool Participant Services
 1001 Texas Avenue, Suite 1400 · Houston, TX 77002
 Phone: 1-866-TEXPOOL (839-7665) · Fax: 1-866-839-3291 · TexPool.com

Managed and Serviced by **Federated**[®]
 G35884-66 (12/17)

First Quarter 2017-2018
Potter County

TexPool Investment Accounts

TEXPOOL SUMMARY		OCTOBER THROUGH DECEMBER 31, 2017						Portfolio Value			
Texas Local Government Investment Pool	Month	Beginning Balance	Total Deposits	Total Withdrawals	Month To Date Interest	Year To Date Interest	Ending Balance	Market Value Oct. thru Dec. 2017	Share Price Oct. 1 thru Dec. 31, 2017	Shares Owned Oct. 1 thru Dec. 31, 2017	Market Value Oct. thru Dec. 31, 2017
	NOV	\$ 402,807.28	\$ -	\$ -	\$ 347.82	\$ 3,061.23	\$ 402,818.87	\$ 402,807.28	\$ 1.00	403,155.100	\$ 403,155.10
	DEC	\$ 403,155.10	\$ -	\$ -	\$ 402.77	\$ 3,464.00	\$ 403,557.87	\$ 403,155.10	\$ 1.00	403,557.870	\$ 403,557.87
Capital Projects 2003	OCT	\$ 3,600,895.70	\$ -	\$ -	\$ 3,155.47	\$ 40,959.38	\$ 3,600,997.49	\$ 3,600,895.70	\$ 1.00	3,604,051.700	\$ 3,604,051.17
	NOV	\$ 3,604,051.17	\$ -	\$ -	\$ 3,112.12	\$ 44,071.50	\$ 3,607,163.29	\$ 3,604,051.17	\$ 1.00	3,607,163.290	\$ 3,607,163.29
	DEC	\$ 3,607,163.29	\$ -	\$ -	\$ 3,604.05	\$ 47,675.55	\$ 3,610,767.34	\$ 3,607,163.29	\$ 1.00	3,610,767.340	\$ 3,610,767.34
Insurance Fund	OCT	\$ 31,049.43	\$ -	\$ -	\$ 27.17	\$ 209.24	\$ 31,076.60	\$ 31,049.43	\$ 1.00	31,076.600	\$ 31,076.60
	NOV	\$ 31,076.60	\$ -	\$ -	\$ 26.83	\$ 236.07	\$ 31,077.49	\$ 31,076.60	\$ 1.00	31,103.430	\$ 31,103.43
	DEC	\$ 31,103.43	\$ -	\$ -	\$ 31.04	\$ 267.11	\$ 31,134.47	\$ 31,103.43	\$ 1.00	31,134.470	\$ 31,134.47

10



First Quarter 2017-2018
Potter County

TexPool Prime Investment Accounts

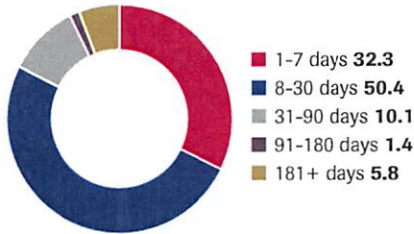
TEXPOOL PRIME SUMMARY		OCTOBER 1 THROUGH DEC. 31, 2017						Portfolio Value			
Texas Local Government Investment Pool	Month	Beginning Balance	Total Deposits	Total With-drawals	Month To Date Interest	Year To Date Interest	Ending Balance	Market Value Oct thru Dec. 31, 2017	Share Price Oct 1 thru Dec. 31, 2017	Shares Owned Oct 1 thru Dec 31, 2017	Market Value Oct thru Dec. 31, 2017
General Account	OCT	\$ 5,081,267.86	\$ -	\$ 3,000,000.00	\$ 3,821.78	\$ 33,565.48	\$ 2,085,059.64	\$ 5,081,267.86	\$ 1.00	2,085,089.640	\$ 2,085,089.64
	NOV	\$ 2,085,089.64	\$ -	\$ -	\$ 2,198.09	\$ 35,763.57	\$ 2,087,287.73	\$ 2,085,089.64	\$ 1.00	2,087,287.730	\$ 2,087,287.73
	DEC	\$ 2,087,287.73	\$ 7,000,000.00	\$ -	\$ 5,840.11	\$ 41,603.68	\$ 9,093,127.84	\$ 2,087,287.73	\$ 1.00	9,093,127.840	\$ 9,093,127.84

10



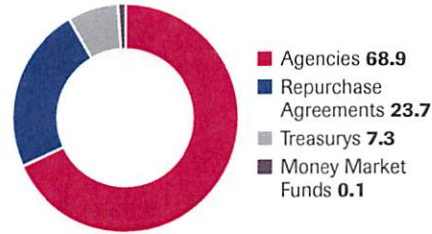
Portfolio by Maturity (%)

As of December 31, 2017



Portfolio by Type of Investment (%)

As of December 31, 2017



Portfolio Asset Summary as of December 31, 2017

	Book Value	Market Value
Uninvested Balance	-\$5,514.92	-\$5,514.92
Receivable for Investments Sold	0.00	0.00
Accrual of Interest Income	15,196,559.10	15,196,559.10
Interest and Management Fees Payable	-16,282,851.92	-16,282,851.92
Payable for Investments Purchased	-71,671,400.00	-71,671,400.00
Accrued Expenses & Taxes	-68,067.51	-68,067.51
Repurchase Agreements	4,163,454,000.00	4,163,454,000.00
Mutual Fund Investments	15,022,103.88	15,022,103.88
Government Securities	12,135,038,153.90	12,134,295,869.39
U.S. Treasury Inflation Protected Securities	1,089,056,752.18	1,088,995,115.70
US Treasury Bills	0.00	0.00
US Treasury Notes	200,417,546.42	200,000,000.00
Total	\$17,530,157,281.13	\$17,528,935,813.72

Market value of collateral supporting the Repurchase Agreements is at least 102% of the Book Value. The portfolio is managed by Federated Investment Counseling and the assets are safe kept in a separate custodial account at State Street Bank in the name of TexPool. The only source of payment to the Participants is the assets of TexPool. There is no secondary source of payment for the pool such as insurance or State guarantee. Should you require a copy of the portfolio, please contact TexPool Participant Services.

Participant Summary

	Number of Participants	Balance
School District	583	\$6,093,121,757.16
Higher Education	57	\$949,124,486.40
Health Care	81	\$551,752,752.84
Utility District	770	\$2,379,496,909.51
City	457	\$4,109,097,858.79
County	185	\$1,870,531,748.69
Other	312	\$1,573,497,444.77

**Definition of Weighted Average Maturity and Weighted Average Life

WAM is the mean average of the periods of time remaining until the securities held in TexPool (a) are scheduled to be repaid, (b) would be repaid upon a demand by TexPool, or (c) are scheduled to have their interest rate readjusted to reflect current market rates. Securities with adjustable rates payable upon demand are treated as maturing on the earlier of the two dates set forth in (b) and (c) if their scheduled maturity is 397 days or less; and the later of the two dates set forth in (b) and (c) if their scheduled maturity is more than 397 days. The mean is weighted based on the percentage of the amortized cost of the portfolio invested in each period.

WAL is calculated in the same manner as WAM, but is based solely on the periods of time remaining until the securities held in TexPool (a) are scheduled to be repaid or (b) would be repaid upon a demand by TexPool, without reference to when interest rates of securities within TexPool are scheduled to be readjusted.



Daily Summary

Date	Money Mkt. Fund Equiv. (SEC Std.)	Dividend Factor	TexPool Invested Balance	NAV	WAM Days	WAL Days
10/1	1.0270%	0.000028138	\$15,588,203,393.13	1.00003	37	101
10/2	1.0378%	0.000028433	\$15,361,043,625.45	1.00002	35	99
10/3	1.0283%	0.000028172	\$15,477,062,923.00	1.00002	34	98
10/4	1.0275%	0.000028150	\$15,401,133,328.67	1.00001	34	98
10/5	1.0286%	0.000028182	\$15,326,786,854.52	1.00001	33	97
10/6	1.0278%	0.000028160	\$15,252,923,758.09	1.00001	33	98
10/7	1.0278%	0.000028160	\$15,252,923,758.09	1.00001	33	98
10/8	1.0278%	0.000028160	\$15,252,923,758.09	1.00001	33	98
10/9	1.0278%	0.000028160	\$15,252,923,758.09	1.00001	33	98
10/10	1.0274%	0.000028148	\$15,253,497,100.54	1.00001	31	91
10/11	1.0296%	0.000028209	\$15,232,306,862.64	1.00000	31	91
10/12	1.0292%	0.000028197	\$15,107,160,994.54	1.00000	35	95
10/13	1.0285%	0.000028178	\$15,184,182,389.18	1.00001	37	99
10/14	1.0285%	0.000028178	\$15,184,182,389.18	1.00001	37	99
10/15	1.0285%	0.000028178	\$15,184,182,389.18	1.00001	37	99
10/16	1.0324%	0.000028285	\$15,177,669,919.38	1.00001	35	96
10/17	1.0320%	0.000028274	\$15,166,378,524.67	1.00001	35	95
10/18	1.0320%	0.000028273	\$15,135,421,729.31	1.00000	35	95
10/19	1.0316%	0.000028263	\$15,053,998,521.73	1.00000	36	94
10/20	1.0356%	0.000028373	\$15,129,842,284.26	1.00000	36	95
10/21	1.0356%	0.000028373	\$15,129,842,284.26	1.00000	36	95
10/22	1.0356%	0.000028373	\$15,129,842,284.26	1.00000	36	95
10/23	1.0380%	0.000028438	\$15,076,965,621.88	0.99999	36	94
10/24	1.0377%	0.000028429	\$15,132,879,757.49	0.99999	36	97
10/25	1.0343%	0.000028336	\$15,873,570,306.19	0.99999	35	92
10/26	1.0374%	0.000028423	\$15,730,406,234.17	0.99999	36	94
10/27	1.0331%	0.000028304	\$15,645,601,990.00	0.99999	36	94
10/28	1.0331%	0.000028304	\$15,645,601,990.00	0.99999	36	94
10/29	1.0331%	0.000028304	\$15,645,601,990.00	0.99999	36	94
10/30	1.0327%	0.000028294	\$15,556,866,023.51	0.99999	34	92
10/31	1.0385%	0.000028453	\$15,531,608,998.93	0.99998	34	92
Average:	1.0318%	0.000028268	\$15,324,952,765.88	1.00000	35	96



Daily Summary

Date	Money Mkt. Fund Equiv. (SEC Std.)	Dividend Factor	TexPool Invested Balance	NAV	WAM Days	WAL Days
11/1	1.0363%	0.000028392	\$15,438,345,351.46	0.99998	35	94
11/2	1.0354%	0.000028368	\$15,424,590,753.68	0.99999	35	98
11/3	1.0394%	0.000028476	\$15,446,121,917.30	0.99999	36	99
11/4	1.0394%	0.000028476	\$15,446,121,917.30	0.99999	36	99
11/5	1.0394%	0.000028476	\$15,446,121,917.30	0.99999	36	99
11/6	1.0380%	0.000028437	\$15,466,528,965.48	1.00000	34	96
11/7	1.0357%	0.000028376	\$15,442,540,201.50	1.00000	33	96
11/8	1.0374%	0.000028423	\$15,473,000,201.84	0.99999	33	95
11/9	1.0407%	0.000028511	\$15,527,865,300.75	0.99999	33	96
11/10	1.0436%	0.000028593	\$15,640,670,988.70	1.00000	34	98
11/11	1.0436%	0.000028593	\$15,640,670,988.70	1.00000	34	98
11/12	1.0436%	0.000028593	\$15,640,670,988.70	1.00000	34	98
11/13	1.0489%	0.000028738	\$15,598,307,917.32	0.99999	32	96
11/14	1.0451%	0.000028634	\$15,561,704,495.66	0.99999	32	96
11/15	1.0526%	0.000028837	\$15,227,106,138.84	0.99998	32	101
11/16	1.0565%	0.000028945	\$15,158,840,414.13	0.99997	33	101
11/17	1.0565%	0.000028945	\$15,139,136,510.57	0.99997	33	101
11/18	1.0565%	0.000028945	\$15,139,136,510.57	0.99997	33	101
11/19	1.0565%	0.000028945	\$15,139,136,510.57	0.99997	33	101
11/20	1.0577%	0.000028977	\$15,147,420,968.26	0.99996	32	100
11/21	1.0543%	0.000028884	\$15,111,136,706.42	0.99996	32	100
11/22	1.0527%	0.000028842	\$15,092,435,088.59	0.99994	32	101
11/23	1.0527%	0.000028842	\$15,092,435,088.59	0.99994	32	101
11/24	1.0605%	0.000029054	\$15,341,908,158.80	0.99995	33	100
11/25	1.0605%	0.000029054	\$15,341,908,158.80	0.99995	33	100
11/26	1.0605%	0.000029054	\$15,341,908,158.80	0.99995	33	100
11/27	1.0755%	0.000029467	\$15,307,475,092.80	0.99995	32	98
11/28	1.0641%	0.000029154	\$15,250,881,526.27	0.99994	33	98
11/29	1.0637%	0.000029143	\$15,179,110,685.69	0.99992	33	99
11/30	1.0705%	0.000029330	\$14,991,999,060.79	0.99991	33	99
Average:	1.0506%	0.000028783	\$15,339,841,222.81	.99997	33	99



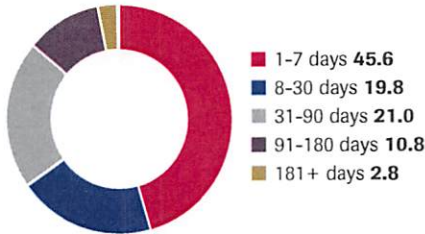
Daily Summary						
Date	Money Mkt. Fund Equiv. (SEC Std.)	Dividend Factor	TexPool Invested Balance	NAV	WAM Days	WAL Days
12/1	1.0704%	0.000029325	\$14,923,237,150.66	0.99991	33	100
12/2	1.0704%	0.000029325	\$14,923,237,150.66	0.99991	33	100
12/3	1.0704%	0.000029325	\$14,923,237,150.66	0.99991	33	100
12/4	1.0770%	0.000029508	\$14,898,891,800.07	0.99990	32	98
12/5	1.0762%	0.000029485	\$14,929,281,007.23	0.99990	31	97
12/6	1.0792%	0.000029567	\$14,983,125,767.73	0.99990	31	96
12/7	1.0795%	0.000029574	\$15,027,728,243.81	0.99990	31	95
12/8	1.0885%	0.000029821	\$15,167,656,532.43	0.99990	33	98
12/9	1.0885%	0.000029821	\$15,167,656,532.43	0.99990	33	98
12/10	1.0885%	0.000029821	\$15,167,656,532.43	0.99990	33	98
12/11	1.0918%	0.000029913	\$15,189,256,010.78	0.99990	30	95
12/12	1.0965%	0.000030041	\$15,446,143,821.05	0.99990	31	92
12/13	1.1122%	0.000030470	\$15,545,326,818.33	0.99987	31	90
12/14	1.1768%	0.000032240	\$15,586,875,196.69	0.99988	32	95
12/15	1.1665%	0.000031959	\$16,137,570,879.23	0.99987	32	94
12/16	1.1665%	0.000031959	\$16,137,570,879.23	0.99987	32	94
12/17	1.1665%	0.000031959	\$16,137,570,879.23	0.99987	32	94
12/18	1.3223%	0.000036228	\$16,655,301,078.14	0.99989	30	90
12/19	1.2462%	0.000034143	\$17,018,058,719.27	0.99988	30	83
12/20	1.2405%	0.000033986	\$16,818,306,334.36	0.99988	34	93
12/21	1.2484%	0.000034202	\$17,427,706,137.92	0.99990	34	88
12/22	1.2485%	0.000034205	\$17,644,526,729.36	0.99991	35	91
12/23	1.2485%	0.000034205	\$17,644,526,729.36	0.99991	35	91
12/24	1.2485%	0.000034205	\$17,644,526,729.36	0.99991	35	91
12/25	1.2485%	0.000034205	\$17,644,526,729.36	0.99991	35	91
12/26	1.2696%	0.000034783	\$17,670,998,017.39	0.99990	33	89
12/27	1.2696%	0.000034784	\$17,648,866,580.23	0.99990	32	89
12/28	1.2722%	0.000034854	\$17,410,239,900.03	0.99989	32	89
12/29	1.2803%	0.000035078	\$17,530,157,281.13	0.99992	33	89
12/30	1.2803%	0.000035078	\$17,530,157,281.13	0.99992	33	89
12/31	1.2803%	0.000035078	\$17,530,157,281.13	0.99992	33	89
Average:	1.1764%	0.000032231	\$16,261,615,415.51	0.99990	33	93



TEXPOOL PRIME

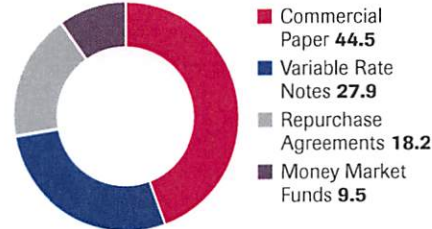
Portfolio by Maturity (%)

As of December 31, 2017



Portfolio by Type of Investment (%)

As of December 31, 2017



Portfolio Asset Summary as of December 31, 2017

	Book Value	Market Value
Uninvested Balance	\$1,880.92	\$1,880.92
Receivable for Investments Sold	0.00	0.00
Accrual of Interest Income	1,700,284.05	1,700,284.05
Interest and Management Fees Payable	-5,603,813.84	-5,603,813.84
Payable for Investments Purchased	0.00	0.00
Accrued Expenses & Taxes	-25,252.26	-25,252.26
Repurchase Agreements	951,884,000.00	951,884,000.00
Commercial Paper	2,324,850,399.55	2,323,844,728.91
Bank Instruments	0.00	0.00
Mutual Fund Investments	497,099,999.35	497,002,497.80
Government Securities	0.00	0.00
Variable Rate Notes	1,456,684,231.52	1,456,667,795.00
Total	\$5,226,591,729.29	\$5,225,472,120.58

Market value of collateral supporting the Repurchase Agreements is at least 102% of the Book Value. The portfolio is managed by Federated Investment Counseling and the assets are safe kept in a separate custodial account at State Street Bank in the name of TexPool Prime. The assets of TexPool Prime are the only source of payments to the Participants. There is no secondary source of payment for the pool such as insurance or State guarantee. Should you require a copy of the portfolio, please contact TexPool Participant Services

Participant Summary

	Number of Participants	Balance
School District	102	\$2,034,910,132.62
Higher Education	15	\$683,553,785.31
Health Care	11	\$297,585,778.12
Utility District	24	\$345,731,604.83
City	60	\$768,278,582.46
County	34	\$412,809,158.60
Other	51	\$678,706,210.08



TEXPOOL PRIME

Daily Summary

Date	Money Mkt. Fund Equiv. (SEC Std.)	Dividend Factor	TexPool Prime Invested Balance	NAV	WAM Days	WAL Days
10/1	1.2719%	0.000034846	\$4,181,131,380.04	1.00005	51	75
10/2	1.2703%	0.000034803	\$4,268,749,652.04	1.00007	47	74
10/3	1.2875%	0.000035274	\$4,248,213,275.00	1.00007	49	76
10/4	1.2746%	0.000034920	\$4,179,067,005.02	1.00007	50	80
10/5	1.2745%	0.000034918	\$4,173,908,741.75	1.00007	50	84
10/6	1.2741%	0.000034906	\$4,170,220,088.67	1.00000	51	85
10/7	1.2741%	0.000034906	\$4,170,220,088.67	1.00000	51	85
10/8	1.2741%	0.000034906	\$4,170,220,088.67	1.00000	51	85
10/9	1.2741%	0.000034906	\$4,170,220,088.67	1.00000	51	85
10/10	1.2648%	0.000034652	\$4,175,978,454.60	1.00006	48	81
10/11	1.3017%	0.000035664	\$4,162,645,935.35	1.00006	49	82
10/12	1.2779%	0.000035011	\$4,100,150,629.33	1.00005	50	83
10/13	1.2743%	0.000034911	\$4,125,543,642.80	0.99999	49	82
10/14	1.2743%	0.000034911	\$4,125,543,642.80	0.99999	49	82
10/15	1.2743%	0.000034911	\$4,125,543,642.80	0.99999	49	82
10/16	1.2743%	0.000034913	\$4,161,823,390.83	1.00002	47	79
10/17	1.2737%	0.000034896	\$4,153,402,318.58	1.00003	46	79
10/18	1.2764%	0.000034971	\$4,147,369,522.90	1.00003	47	80
10/19	1.2722%	0.000034854	\$4,123,294,563.17	1.00002	47	79
10/20	1.2748%	0.000034926	\$4,163,405,400.16	0.99998	48	79
10/21	1.2748%	0.000034926	\$4,163,405,400.16	0.99998	48	79
10/22	1.2748%	0.000034926	\$4,163,405,400.16	0.99998	48	79
10/23	1.2782%	0.000035020	\$4,136,570,309.88	1.00002	46	77
10/24	1.2757%	0.000034951	\$4,132,355,420.77	1.00002	46	77
10/25	1.2475%	0.000034178	\$4,418,092,952.80	1.00002	42	71
10/26	1.2468%	0.000034159	\$4,446,412,569.67	1.00003	41	70
10/27	1.2640%	0.000034631	\$4,433,391,169.00	0.99998	45	73
10/28	1.2640%	0.000034631	\$4,433,391,169.00	0.99998	45	73
10/29	1.2640%	0.000034631	\$4,433,391,169.00	0.99998	45	73
10/30	1.2614%	0.000034559	\$4,441,413,858.44	1.00002	43	71
10/31	1.2666%	0.000034702	\$4,379,583,751.24	1.00002	43	71
Average:	1.2720%	0.000034849	\$4,221,873,055.55	1.00002	47	78



TEXPOOL PRIME

Daily Summary

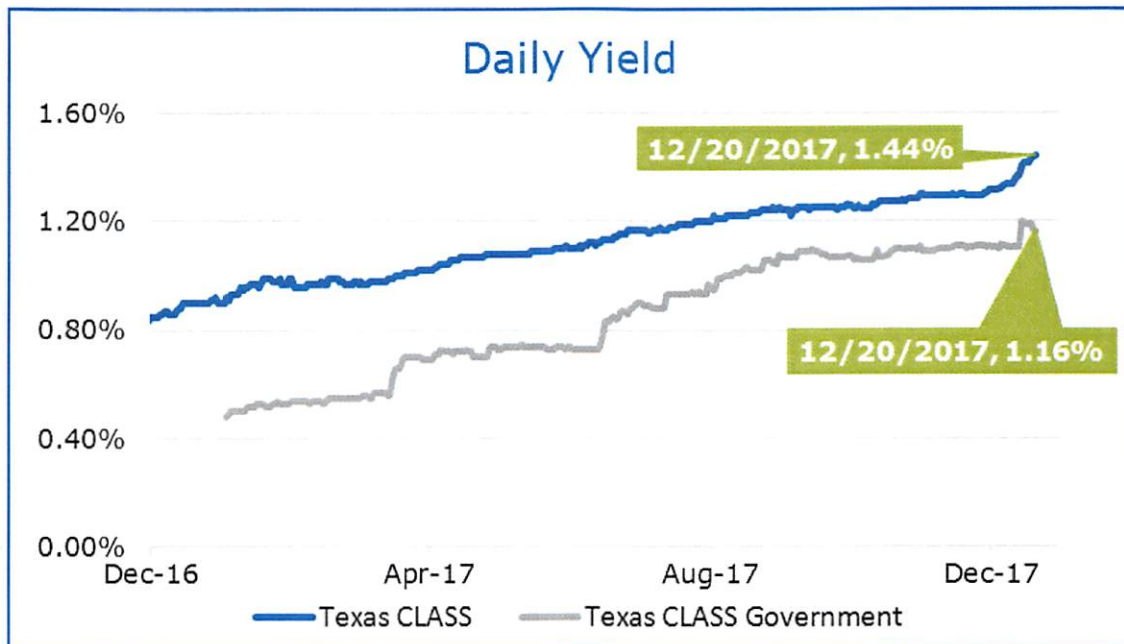
Date	Money Mkt. Fund Equiv. (SEC Std.)	Dividend Factor	TexPool Prime Invested Balance	NAV	WAM Days	WAL Days
11/1	1.2711%	0.000034826	\$4,376,820,755.05	1.00001	44	72
11/2	1.2733%	0.000034884	\$4,374,192,748.67	1.00001	46	73
11/3	1.2638%	0.000034624	\$4,361,572,091.50	0.99997	47	77
11/4	1.2638%	0.000034624	\$4,361,572,091.50	0.99997	47	77
11/5	1.2638%	0.000034624	\$4,361,572,091.50	0.99997	47	77
11/6	1.3024%	0.000035683	\$4,354,692,478.99	1.00000	45	78
11/7	1.2729%	0.000034873	\$4,331,836,616.80	0.99999	45	79
11/8	1.2760%	0.000034960	\$4,331,756,872.05	0.99998	45	78
11/9	1.2947%	0.000035471	\$4,274,091,164.58	0.99999	45	79
11/10	1.2770%	0.000034985	\$4,290,975,195.19	0.99994	46	79
11/11	1.2770%	0.000034985	\$4,290,975,195.19	0.99994	46	79
11/12	1.2770%	0.000034985	\$4,290,975,195.19	0.99994	46	79
11/13	1.2714%	0.000034834	\$4,335,255,171.93	0.99999	43	76
11/14	1.2770%	0.000034987	\$4,403,057,248.99	0.99999	42	75
11/15	1.2960%	0.000035507	\$4,377,191,413.59	0.99999	42	79
11/16	1.2870%	0.000035259	\$4,376,620,495.12	0.99999	41	78
11/17	1.2935%	0.000035439	\$4,346,175,664.17	0.99996	44	83
11/18	1.2935%	0.000035439	\$4,346,175,664.17	0.99996	44	83
11/19	1.2935%	0.000035439	\$4,346,175,664.17	0.99996	44	83
11/20	1.2877%	0.000035280	\$4,371,438,601.66	0.99999	42	80
11/21	1.2824%	0.000035135	\$4,415,041,688.61	0.99997	41	78
11/22	1.2824%	0.000035133	\$4,422,855,364.74	0.99997	41	78
11/23	1.2824%	0.000035133	\$4,422,855,364.74	0.99997	41	78
11/24	1.2683%	0.000034747	\$4,497,123,926.93	0.99997	40	78
11/25	1.2683%	0.000034747	\$4,497,123,926.93	0.99997	40	78
11/26	1.2683%	0.000034747	\$4,497,123,926.93	0.99997	40	78
11/27	1.3298%	0.000036433	\$4,541,073,818.82	1.00000	38	76
11/28	1.2865%	0.000035247	\$4,540,530,192.97	1.00000	37	77
11/29	1.2970%	0.000035534	\$4,441,405,509.42	0.99999	39	82
11/30	1.3007%	0.000035635	\$4,445,346,560.57	1.00000	38	81
Average:	1.2826%	0.000035140	\$4,387,453,423.36	.99998	43	78



TEXPOOL *PRIME*

Daily Summary

Date	Money Mkt. Fund Equiv. (SEC Std.)	Dividend Factor	TexPool <i>Prime</i> Invested Balance	NAV	WAM Days	WAL Days
12/1	1.3067%	0.000035799	\$4,359,830,420.13	0.99996	39	83
12/2	1.3067%	0.000035799	\$4,359,830,420.13	0.99996	39	83
12/3	1.3067%	0.000035799	\$4,359,830,420.13	0.99996	39	83
12/4	1.3113%	0.000035927	\$4,363,215,843.28	0.99999	38	80
12/5	1.3090%	0.000035864	\$4,393,734,113.67	0.99998	38	79
12/6	1.3177%	0.000036102	\$4,398,784,834.08	0.99998	38	80
12/7	1.3231%	0.000036248	\$4,364,573,108.22	0.99997	38	80
12/8	1.3155%	0.000036042	\$4,436,639,975.23	0.99993	38	79
12/9	1.3155%	0.000036042	\$4,436,639,975.23	0.99993	38	79
12/10	1.3155%	0.000036042	\$4,436,639,975.23	0.99993	38	79
12/11	1.3186%	0.000036127	\$4,472,891,058.87	0.99995	36	77
12/12	1.3014%	0.000035655	\$4,732,063,767.87	0.99994	35	73
12/13	1.3222%	0.000036226	\$4,719,138,735.50	0.99991	38	75
12/14	1.4018%	0.000038405	\$4,732,628,049.70	0.99988	39	77
12/15	1.4092%	0.000038608	\$4,712,722,744.15	0.99982	39	77
12/16	1.4092%	0.000038608	\$4,712,722,744.15	0.99982	39	77
12/17	1.4092%	0.000038608	\$4,712,722,744.15	0.99982	39	77
12/18	1.4159%	0.000038791	\$4,908,865,464.35	0.99987	37	72
12/19	1.4390%	0.000039424	\$4,803,842,677.39	0.99986	38	74
12/20	1.4377%	0.000039388	\$4,782,090,851.29	0.99984	39	74
12/21	1.4481%	0.000039675	\$4,814,175,767.35	0.99982	39	75
12/22	1.4555%	0.000039877	\$4,907,402,922.90	0.99978	40	74
12/23	1.4555%	0.000039877	\$4,907,402,922.90	0.99978	40	74
12/24	1.4555%	0.000039877	\$4,907,402,922.90	0.99978	40	74
12/25	1.4555%	0.000039877	\$4,907,402,922.90	0.99978	40	74
12/26	1.5225%	0.000041713	\$5,034,835,698.83	0.99985	37	69
12/27	1.4723%	0.000040337	\$5,079,560,718.67	0.99983	36	68
12/28	1.4613%	0.000040035	\$5,152,447,380.21	0.99984	35	67
12/29	1.4746%	0.000040400	\$5,226,591,729.29	0.99981	38	68
12/30	1.4746%	0.000040400	\$5,226,591,729.29	0.99981	38	68
12/31	1.4746%	0.000040400	\$5,226,591,729.29	0.99981	38	68
Average:	1.3917%	0.000038128	\$4,728,703,689.27	0.99988	38	76

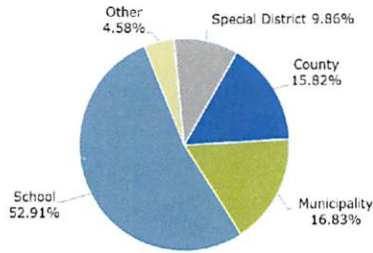


Texas CLASS Portfolio Characteristics

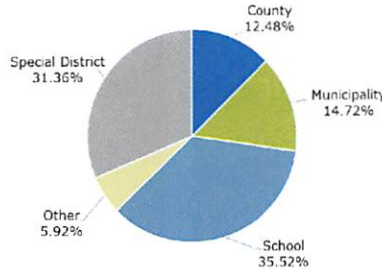
The following information is provided in accordance with Texas State Statute 2256.0016.



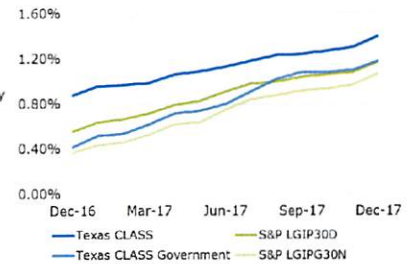
As of December 31, 2017:



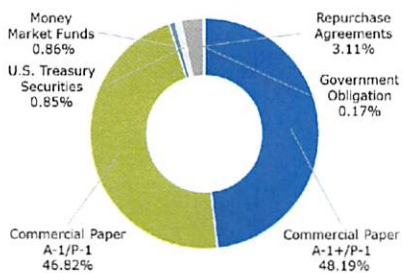
Participant Breakdown by Balance



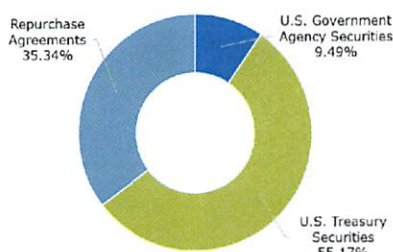
Participant Breakdown by Entity Type



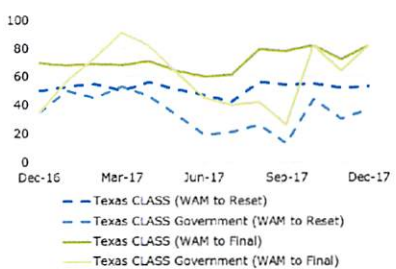
S&P AAA/AA GIP* (30-Day Yields)



Texas CLASS Portfolio Breakdown



Texas CLASS Government Portfolio Breakdown



Weighted Average Maturity (In Days)



First Quarter 2017-2018
Potter County

Texas Class Investment Accounts

TEXAS CLASS SUMMARY		OCT THROUGH DECEMBER 31, 2017							
Texas Local Government Investment Pool	Month	Beginning Balance	Total Deposits	Total With-drawals	Month To Date Interest	Year To Date Interest	Average Daily Balance	Month End Balance	Average Monthly Yield
	General Account	OCT	\$ 637,681.66	\$ -	\$ -	\$ 687.30	\$ 88,558.81	\$ 638,044.89	\$ 638,368.96
NOV		\$ 638,368.96	\$ -	\$ -	\$ 680.92	\$ 89,239.73	\$ 638,730.25	\$ 639,049.88	1.30%
DEC		\$ 639,049.88	\$ 18,490,854.94	\$ 13,490,854.94	\$ 4,862.01	\$ 94,101.74	\$ 3,979,327.55	\$ 5,643,911.89	1.41%
Insurance Fund	OCT	\$ 508,746.83	\$ -	\$ -	\$ 548.32	\$ 5,324.97	\$ 509,036.62	\$ 509,295.15	1.27%
	NOV	\$ 509,295.15	\$ -	\$ -	\$ 543.23	\$ 5,868.20	\$ 509,583.38	\$ 509,838.38	1.30%
	DEC	\$ 509,838.38	\$ -	\$ -	\$ 607.70	\$ 6,475.90	\$ 510,155.78	\$ 510,446.08	1.41%
Sheriff's Admin	OCT	\$ 9,565,981.13	\$ -	\$ 5,000,000.00	\$ 6,980.20	\$ 132,202.00	\$ 6,505,791.16	\$ 4,572,961.33	1.27%
	NOV	\$ 4,572,961.33	\$ -	\$ -	\$ 4,877.63	\$ 137,079.63	\$ 4,575,549.35	\$ 4,577,838.96	1.30%
	DEC	\$ 4,577,838.96	\$ -	\$ -	\$ 5,456.26	\$ 142,535.89	\$ 4,580,688.80	\$ 4,583,295.22	1.41%
Capital Projects	OCT	\$ 5,023,304.93	\$ -	\$ -	\$ 5,414.15	\$ 28,719.08	\$ 5,026,166.24	\$ 5,028,719.08	1.27%
	NOV	\$ 5,028,719.08	\$ -	\$ -	\$ 5,363.77	\$ 34,082.85	\$ 5,031,565.03	\$ 5,034,082.85	1.30%
	DEC	\$ 5,034,082.85	\$ -	\$ -	\$ 6,000.04	\$ 40,082.89	\$ 5,037,216.70	\$ 5,040,082.89	1.41%

16



Daily Rates

October 2017

TXCLASS

Date	Dividend Rate	Daily Yield
01-Oct-17	0.000034386	1.26%
02-Oct-17	0.000034112	1.25%
03-Oct-17	0.000034112	1.25%
04-Oct-17	0.000034386	1.26%
05-Oct-17	0.000034254	1.25%
06-Oct-17	0.000034112	1.25%
07-Oct-17	0.000034112	1.25%
08-Oct-17	0.000034112	1.25%
09-Oct-17	0.000034112	1.25%
10-Oct-17	0.000034660	1.27%
11-Oct-17	0.000034425	1.26%
12-Oct-17	0.000034660	1.27%
13-Oct-17	0.000034934	1.28%
14-Oct-17	0.000034934	1.28%
15-Oct-17	0.000034934	1.28%
16-Oct-17	0.000034934	1.28%
17-Oct-17	0.000034934	1.28%
18-Oct-17	0.000034934	1.28%
19-Oct-17	0.000034934	1.28%
20-Oct-17	0.000034934	1.28%
21-Oct-17	0.000034934	1.28%
22-Oct-17	0.000034934	1.28%
23-Oct-17	0.000034986	1.28%
24-Oct-17	0.000034934	1.28%
25-Oct-17	0.000034999	1.28%
26-Oct-17	0.000035144	1.29%
27-Oct-17	0.000035208	1.29%
28-Oct-17	0.000035208	1.29%
29-Oct-17	0.000035208	1.29%
30-Oct-17	0.000035224	1.29%
31-Oct-17	0.000035567	1.30%



Daily Rates

November 2017

TXCLASS

Date	Dividend Rate	Daily Yield
01-Nov-17	0.000035622	1.30%
02-Nov-17	0.000035482	1.30%
03-Nov-17	0.000035482	1.30%
04-Nov-17	0.000035482	1.30%
05-Nov-17	0.000035482	1.30%
06-Nov-17	0.000035482	1.30%
07-Nov-17	0.000035482	1.30%
08-Nov-17	0.000035482	1.30%
09-Nov-17	0.000035496	1.30%
10-Nov-17	0.000035512	1.30%
11-Nov-17	0.000035512	1.30%
12-Nov-17	0.000035512	1.30%
13-Nov-17	0.000035505	1.30%
14-Nov-17	0.000035525	1.30%
15-Nov-17	0.000035482	1.30%
16-Nov-17	0.000035513	1.30%
17-Nov-17	0.000035530	1.30%
18-Nov-17	0.000035530	1.30%
19-Nov-17	0.000035530	1.30%
20-Nov-17	0.000035482	1.30%
21-Nov-17	0.000035482	1.30%
22-Nov-17	0.000035482	1.30%
23-Nov-17	0.000035482	1.30%
24-Nov-17	0.000035482	1.30%
25-Nov-17	0.000035482	1.30%
26-Nov-17	0.000035482	1.30%
27-Nov-17	0.000035482	1.30%
28-Nov-17	0.000035756	1.31%
29-Nov-17	0.000035804	1.31%
30-Nov-17	0.000036027	1.32%



Daily Rates
December 2017

TXCLASS

Date	Dividend Rate	Daily Yield
01-Dec-17	0.000036030	1.32%
02-Dec-17	0.000036030	1.32%
03-Dec-17	0.000036030	1.32%
04-Dec-17	0.000036134	1.32%
05-Dec-17	0.000036156	1.32%
06-Dec-17	0.000036466	1.33%
07-Dec-17	0.000036650	1.34%
08-Dec-17	0.000036651	1.34%
09-Dec-17	0.000036651	1.34%
10-Dec-17	0.000036651	1.34%
11-Dec-17	0.000037067	1.36%
12-Dec-17	0.000037400	1.37%
13-Dec-17	0.000037400	1.37%
14-Dec-17	0.000038496	1.41%
15-Dec-17	0.000038720	1.42%
16-Dec-17	0.000038720	1.42%
17-Dec-17	0.000038720	1.42%
18-Dec-17	0.000039264	1.44%
19-Dec-17	0.000039332	1.44%
20-Dec-17	0.000039497	1.45%
21-Dec-17	0.000039449	1.44%
22-Dec-17	0.000040060	1.47%
23-Dec-17	0.000040060	1.47%
24-Dec-17	0.000040060	1.47%
25-Dec-17	0.000040060	1.47%
26-Dec-17	0.000040339	1.48%
27-Dec-17	0.000040593	1.49%
28-Dec-17	0.000040576	1.49%
29-Dec-17	0.000040653	1.49%
30-Dec-17	0.000040653	1.49%
31-Dec-17	0.000040653	1.49%

Pledge Security Listing

December 31, 2017

ID	CUSIP	Description	Safekeeping Location	Safekeeping Receipt	Coupon	Maturity Date	Call Date	Moody	S&P	Fitch	ASC 320	Face Amount	Current Par	Current Book Value	Market Value	Gain(Loss)
Potter County																
1262		US TREASURY NOTE	Federal Rese	0	1.38	07/31/2018		AAA	AAA	AAA	AFS	1,000,000	1,000,000.00	1,001,842.98	998,940.00	(2,902.98)
1303		FHLMC(12/16 1 X CALL)	Frost Bank	0	1.20	12/28/2018		AAA	AAA	AAA	AFS	5,000,000	5,000,000.00	5,000,000.00	4,975,050.00	(24,950.00)
1307		FHLMC (1/17 QTLY CALL)	Frost Bank	0	1.00	07/27/2018	01/27/2018	AAA	AAA	AAA	AFS	5,000,000	5,000,000.00	4,998,335.09	4,996,250.00	(2,085.09)
1311		FHLMC (11/16 QTLY CALL)	Frost Bank	0	1.30	08/23/2019	03/05/2018	AAA	AAA	AAA	AFS	5,000,000	5,000,000.00	5,000,000.00	4,913,450.00	(86,550.00)
1317		FNMA (4/17 QTLY CALL)	Frost Bank	0	1.30	10/28/2019	01/28/2018	AAA	AAA	AAA	AFS	5,000,000	5,000,000.00	5,000,000.00	4,902,400.00	(97,600.00)
1319		FHLMC (4/17 QTLY CALL)	Frost Bank	0	1.00	10/11/2018	01/11/2018	AAA	AAA	AAA	AFS	3,000,000	3,000,000.00	2,998,579.79	2,997,090.00	(1,489.79)
1320		FHLMC (9/17 1 X CALL)	Frost Bank	0	1.00	09/28/2018		AAA	AAA	AAA	AFS	5,000,000	5,000,000.00	5,000,061.51	4,978,650.00	(21,411.51)
1321		FNMA (1/17 QTLY CALL)	Frost Bank	0	1.25	04/26/2019	01/26/2018	AAA	AAA	AAA	AFS	5,000,000	5,000,000.00	5,000,000.00	4,999,950.00	(50.00)
1323		FFCB (2/17 CONT CALL)	Frost Bank	0	1.49	05/03/2021	01/05/2018	AAA	AAA	AAA	AFS	5,000,000	5,000,000.00	4,991,582.41	4,829,750.00	(161,832.41)
1342		US TREASURY NOTE	Frost Bank	0	1.13	12/31/2019		AAA	AAA	AAA	AFS	5,000,000	5,000,000.00	4,963,500.00	4,923,500.00	(40,000.00)
1349		FHLMC (5/18 1 X CALL)	Frost Bank	0	1.70	05/22/2020	05/22/2018	AAA	AAA	AAA	AFS	1,000,000	1,000,000.00	1,000,000.00	982,460.00	(17,540.00)
1351		US TREASURY NOTE	Frost Bank	0	1.50	08/31/2018		AAA	AA+	AAA	AFS	5,000,000	5,000,000.00	5,008,306.66	4,994,700.00	(13,606.66)
1553		FHLB (4/18 QTLY CALL)			2.00	04/30/2021	04/30/2018	AAA	AAA	AAA	AFS	5,000,000	5,000,000.00	5,000,000.00	4,976,400.00	(23,600.00)
1554		FFCB (11/18 CONT CALL)			2.14	11/01/2021	11/01/2018	AAA	AAA	AAA	AFS	5,000,000	5,000,000.00	5,000,000.00	4,977,100.00	(22,900.00)
Total for Potter County												60,000,000	60,000,000.00	59,962,208.44	59,445,690.00	(516,518.44)